


Acoustic Guitar

Rodger Hodgson

# Give A Little Bit

for SATB Choir and Open Score Band  
arr. Alexander Jaye

as made famous by Supertramp



Rodger Hodgson

(Supertramp)

---

# Give A Little Bit

*For SATB Choir & Open Score Band*

*c.4 mins*

AJ-ARR010

*Permission to perform this arrangement in public must be obtained from the arranger (Alexanderjaye@Outlook.com), the current publisher or the society controlling the performance rights. All enquiries for scores and parts should be directed to the arranger or the current publisher.*

## Programme Note

---

*This arrangement of Give A Little Bit, as made famous of Supertramp, is intended for learning musicians to record remotely - and for a range of instruments to play melodies and join the recording.*

## Performance Notes

---

- *Enjoy Yourself!*

Alexander  
Jaye

Copyright © Alexander Jaye  
www.AlexanderJaye.com

Acoustic Guitar

# Give A Little Bit

Rodger Hodgson  
arr. Alexander Jaye

$\text{♩} = 92$  *mp joyous*

VOICE

Give a lit - tle bit,\_\_\_

Acoustic Guitar

G D A

V.

Give a lit - tle bit\_\_\_ of your love\_\_\_ to me,

Ac. Gtr

D G A G A G

V.

Give a lit - tle bit\_\_\_ I'll give a lit - tle bit\_\_\_ of my love\_\_

Ac. Gtr

D A D G


V.

\_\_\_ to you, There's so much that we need


Ac. Gtr

A G A G Bm

10


V. 

Esus4 E D/F# G Bm A


Ac. Gtr 

13


(A) Chorus 2 *mf*

V. 


G/A A D A

Ac. Gtr 


15

V. 


D G A G

Ac. Gtr 


17

V. 


A G D A

Ac. Gtr 


19

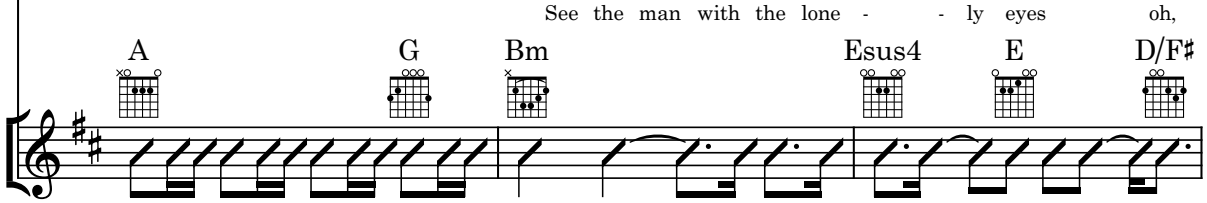
V. 

D G A G

Ac. Gtr 


21


V. 

Ac. Gtr 

A G Bm Esus4 E D/F#


24


V. 

Ac. Gtr 

G Bm A Asus4 A


27


V. 

Ac. Gtr 

F#m Bm

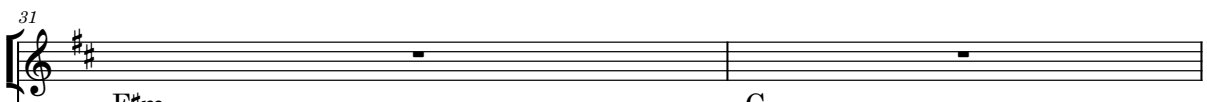
29


V. 

Ac. Gtr 

F#m Bm

31


V. 

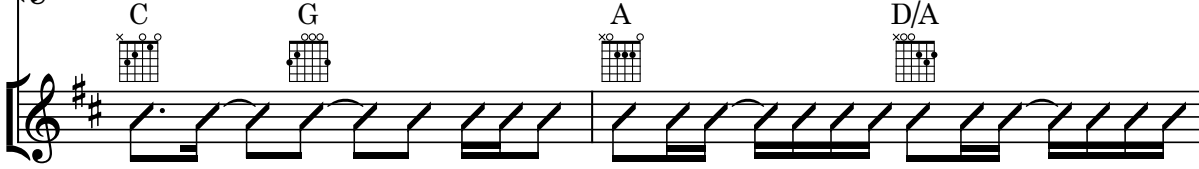
Ac. Gtr 

F#m G



**(C) Break 1**

33


V. 

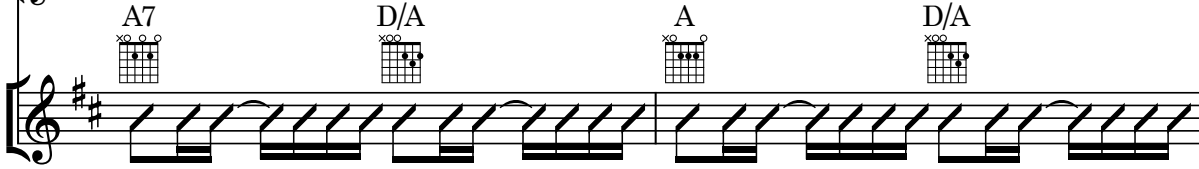
Ac. Gtr 

**C** **G** **A** **D/A**





35

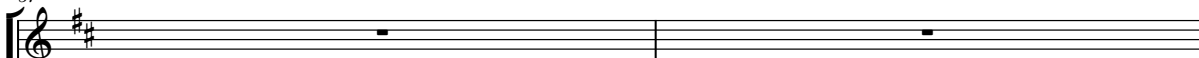
V. 

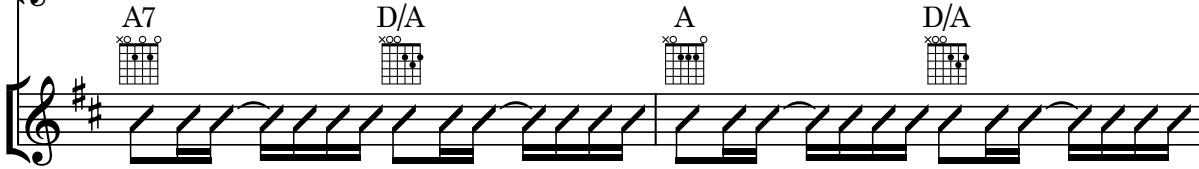
Ac. Gtr 

**A7** **D/A** **A** **D/A**





37

V. 


Ac. Gtr 


**A7** **D/A** **A** **D/A**





**(D) Chorus 3**

39


V. 

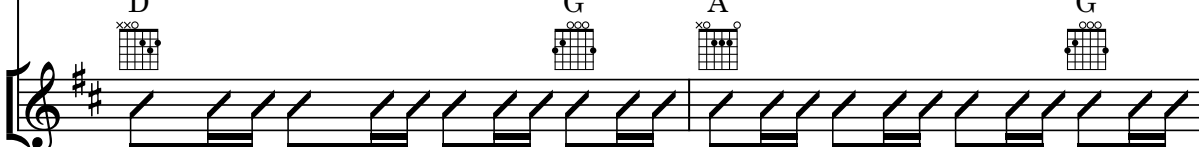
Ac. Gtr 

**A7** **D/A** **G** **D** Give a lit - tle bit. **A**



41


V. 


Ac. Gtr 

**D** **G** **A** **G**

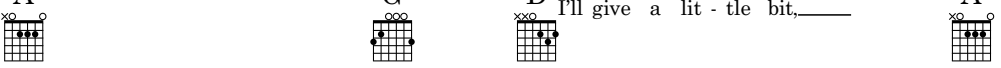
Oh give a lit - tle bit of your love to me

43


V.  I'll give a lit - tle bit, —

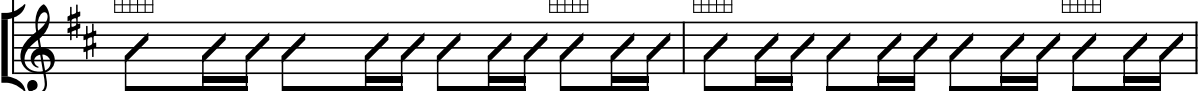
Ac. Gtr 

A G D A




45


V.  I'll give a lit - tle bit — of my life — for you


Ac. Gtr 

D G A G




47


V.  Now's the time that we need — to share so


Ac. Gtr 

A G Bm Esus4 E D/F#




50


V.  find your - self — We're on — our — way — back home —


Ac. Gtr 

Gsus4 G C G




52 (E) Break 2


V.  Oh go - ing home

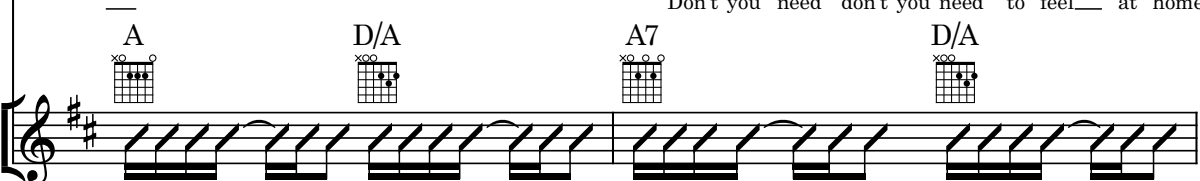
Ac. Gtr 

A D/A A7 D/A




54

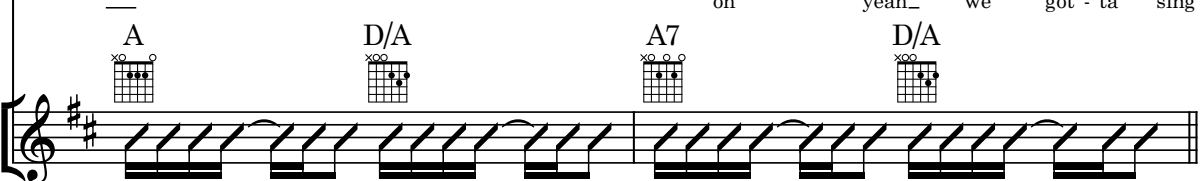
V.  Don't you need don't you need to feel\_ at home

Ac. Gtr  A D/A A7 D/A

Double bar lines on the left and right sides of the system.


56


V.  oh yeah\_ we got - ta sing

Ac. Gtr  A D/A A7 D/A

Double bar lines on the left and right sides of the system.


58 (F) **Outro 1** *mf*


V.  Sing Bet - ty Lou\_\_\_\_\_

Ac. Gtr  D G/D A/D G/D D Gsus4/D

Double bar lines on the left and right sides of the system.


61

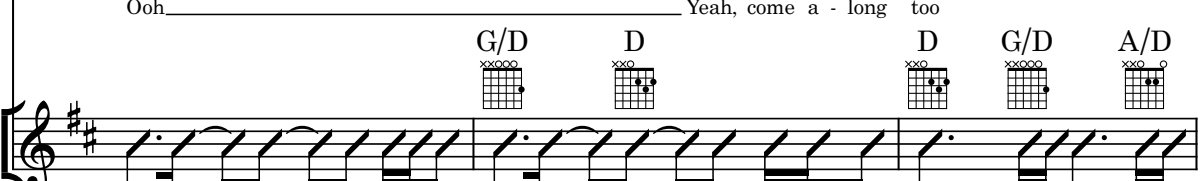
V.  Yeah, come a - long too

Ac. Gtr  G/D D D G/D A/D G/D D Gsus4/D

Double bar lines on the left and right sides of the system.

64 (G) **Outro 2**


V.  Ooh\_\_\_\_\_ Yeah, come a - long too

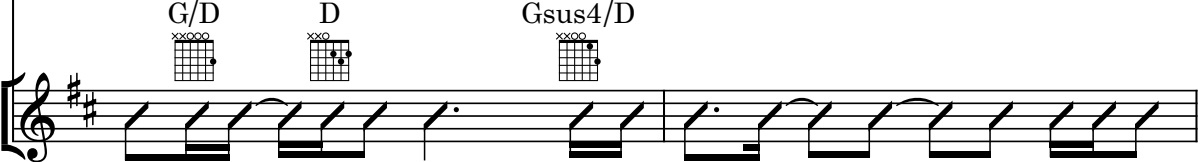
Ac. Gtr  G/D D D G/D A/D

Double bar lines on the left and right sides of the system.




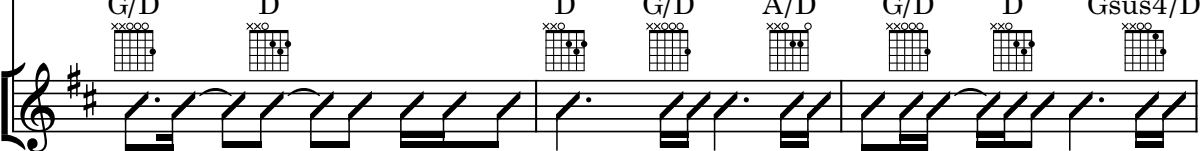
67 *f*

V.  Sing Bet - ty Lou\_\_\_\_\_

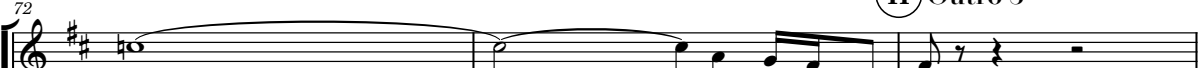
Ac. Gtr  *G/D* *D* *Gsus4/D*

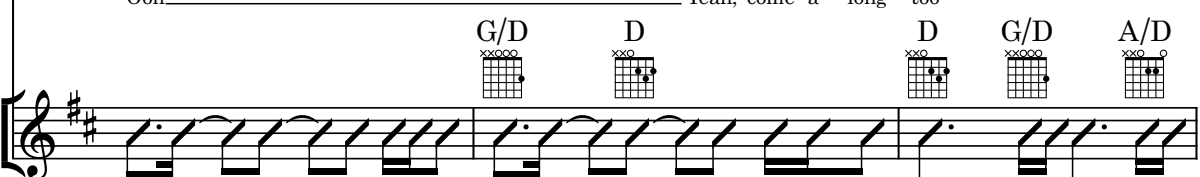
69

V.  Yeah, come a - long too


Ac. Gtr  *G/D* *D* *D* *G/D* *A/D* *G/D* *D* *Gsus4/D*

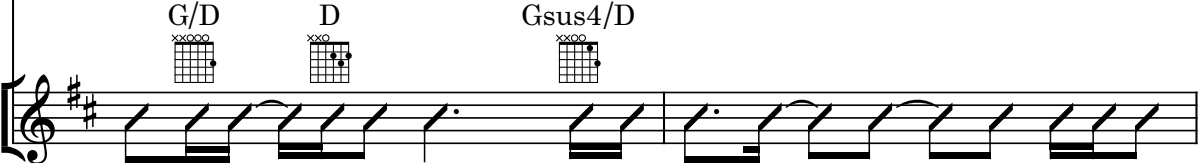
72 **(H)** Outro 3

V.  Ooh\_\_\_\_\_ Yeah, come a - long too


Ac. Gtr  *G/D* *D* *D* *G/D* *A/D*

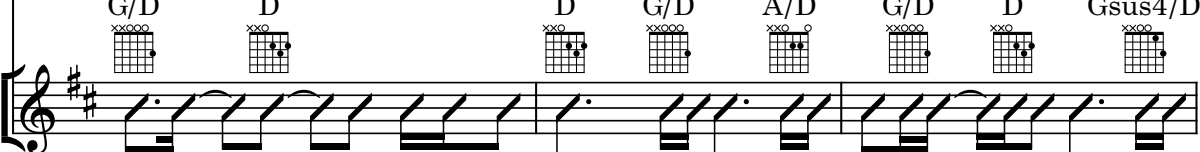
75 *ff*

V.  Sing Bet - ty Lou\_\_\_\_\_

Ac. Gtr  *G/D* *D* *Gsus4/D*

77

V.  Yeah, come a - long too

Ac. Gtr  *G/D* *D* *D* *G/D* *A/D* *G/D* *D* *Gsus4/D*

(I) ending

80

V. Ooh \_\_\_\_\_ Yeah, come a - long too

Ac. Gtr

G/D D D G/D A/D

83

V.

Ac. Gtr